

QUILTMASTER

One South Wisconsin Street
Carpentersville, Illinois 60110
847-426-6741 800-225-8306
FAX 847-426-6977

BEDSPREADS AND COVERLETS



Bedsread
Quilted
Category 1 Outline
Throw
#7 Corded Bottom

Pillow Shams
Quilted Face
Ruffled
Inset Cord

Headboard
UH-40 (SH)
Quilted Body

Bench
UB-3
Quilted Top
Shirred Legs

Mirror
UM-40
Shirred

Table Cover
Ruffled with Baby Head
Table Topper
Square

Pillows
Sunburst
Shirred Box
Corded
10" Ball

BEDSPREADS AND COVERLETS

SPECIFICATIONS

BEDSPREAD AND COVERLET

Standard size and yardage information

Standard bed top sizes		Bedspread		Coverlet	
		21" Pillow Allowance	21" Drop	21" Pillow Allowance	12" Drop
		Cut size	Finished size	Cut size	Finished size
Twin	39 x 75	94 x 132	81 x 117	72 x 122	63 x 108
Full	54 x 75	108 x 132	96 x 117	89 x 122	78 x 108
Queen	60 x 80	115 x 137	102 x 122	96 x 127	84 x 113
Dual Twin	78 x 75	135 x 132	120 x 117	115 x 122	102 x 108
Dual King	78 x 80	135 x 137	120 x 122	115 x 127	102 x 113
California King	72 x 84	129 x 142	114 x 126	108 x 132	96 x 117

YARDAGE CHART - SOLIDS

Prints with butt match-add 2 repeats

Prints with drop/staggered match-add 3 repeats

Bedspread 21" Pillow Allowance 21" Drop							Coverlet 21" Pillow Allowance 12" Drop							
Fabric width	Twin	Full	Queen	Dual Twin	Dual King	California King	Fabric width	Twin	Full	Queen	Dual Twin	Dual King	California King	
Quilted	45"	11	11	11½	15	15½	12	45"	7	7	11	10½	11	11½
	48"	7½	11	11½	11	11½	12	48"	7	7	7½	10½	11	11½
	54"	7½	7½	11½	11	11½	12	54"	7	7	7½	10½	11	7½
Unquilted	45"	7	10	10½	10	10½	11	45"	6½	6½	6½	9½	10	10
	48"	7	10	10½	10	10½	11	48"	6½	6½	6½	9½	10	10
	54"	7	7	7	10	10½	11	54"	6½	6½	6½	6½	6½	7

Reverse sham—add 2 yds

Quilted top shirred flounce—Add 30% if solid fabric. If print or oversize drops, call for yardage.

CAUTION: Check with us on yardage requirements if drops are oversize.

Additional yardage is required for:

Fitted style (bias welting)	1 yd
Corded hem to size #7	1½ yds
Shirred cord to size #7	4 yds
Scalloped hems (bias binding)	1½ yds
4" ruffle	4½ yds

Quiltmaster specializes in hand-guided quilting. All quilting patterns are sewn by skilled operators, hand guiding your fabric, on a single needle machine. All bedspreads and coverlets are seamed and quilted in one piece. This allows for excellent matching of the fabric and quilting designs.

CATEGORIES

We quilt in three categories: 1, 2, and 3 using the same fill, lining and thread. The differences between the categories are the size of the quilting pattern being sewn and the number of patterns available.

Category 1 consists of our smallest quilting patterns offered in the designs pictured on pages 4 and 5. In the case of outline quilting, we quilt approximately 85% of detail, on an average, depending on the pattern.

Category 2 consists of quilting patterns approximately twice as large as Category 1. These are shown on pages 6, 7 and 8. In outline quilting we quilt approximately 1/2 as much detail as in Category 1.

Category 3 offers four free-hand patterns only. These patterns are quilted approximately twice as large as those in Category 2. They are pictured on page 9.

FILL

We use a bonded polyester fiber fill appropriate for the item to be quilted as follows:

Upholstery use—extra high puff

Bedspreads and coverlets—high puff

Slipcovers—medium puff

You may request that your bedspread or coverlet be quilted using medium puff fill at no additional charge. This would give the finished item less puff, less weight, and less bulk.

THREAD

A double mercerized cotton thread is used in the needle (top stitch), with a twisted nylon bobbin (bottom) thread. We match the background color of the fabric unless you specify a different color or match.

LINING

End use	Lining
Upholstery	Non-woven
Quilted bedspreads and coverlets	High count bleached (white) cotton and polyester blend
Slipcover	High count bleached (white) cotton and polyester blend

NOTE:

In the hand-guided quilting process it is not possible for the quilter to completely control the lining on the underside to eliminate pleats. If you find this objectionable, it would be necessary to line the bedspread after it is quilted. See the price schedule under special features and oversizes for the additional labor involved.

WHEN ORDERING, PLEASE:

1. Choose a quilting **pattern and category** of quilting.
2. Choose a **style** to tailor your bedspread or coverlet.
3. Provide actual mattress sizes—width, length, and finished drop.
4. Identify the right side of the fabric, and fabric direction, if questionable.
5. Give any special instructions.

FOR QUILTING ONLY ORDERS, PLEASE:

1. Choose a quilting **pattern and category** to quilt it in.
2. Specify the end use of the fabric being quilted.
3. Pre-cut or pre-seamed pieces are desirable and are charged per square yard. If we are quilting yard goods, the fabric will have to be cut if the yardage exceeds 5 yards.
4. Allow 10% shrinkage in both length and width of the fabric. If you furnish the liner, allow an additional 10% in both dimensions over and above the size of the fabric to be quilted.

GENERAL

State thread color desired if different from the background color.

If your print has a considerable amount of plain background, a “fill-in” quilting design may be desirable. If so, please specify. Available in Category 1 only.

CATEGORY ONE QUILTING PATTERNS

Whether your fabric is outline quilted, sewn in a geometric design, or in a free hand pattern, it is always hand-guided by a skilled operator on a single needle sewing machine. Category 1 quilted bedspreads or coverlets will be less bulky because of the amount of sewing holding the fill and lining in place. The Category 1 patterns are shown in an approximate scale of $\frac{1}{2}'' = 4''$. For example, the square pattern in Category 1 is 4" and the diamond pattern is $3\frac{1}{2}'' \times 5\frac{1}{2}''$. All patterns are quilted as shown. Patterns marked with an asterisk are available in straight line quilting by request.



OUTLINE



SHELL



DIAMOND*



HAWAIIAN




HEART LEAF




CLAM SHELL

CATEGORY ONE QUILTING PATTERNS



BELLS




CHINESE CLOUD



RHAPSODY



HEARTS AND FLOWERS



VERMICELLI



DIAGONAL SQUARES*



CHANNEL*



SQUARES*

CATEGORY TWO QUILTING PATTERNS

Category 2 is our most popular category for quilted bedspreads and coverlets. Category 2 offers a wide range of patterns in addition to outline quilting. If you are concerned about the puffiness, you may request a slipcover weight fill at no additional charge. The Category 2 patterns are shown in an approximate scale of $\frac{1}{2}'' = 8''$. For example, the square pattern in Category 2 is 8" and the diamond pattern is 6" x 9". All patterns are quilted as shown. Patterns marked with an asterisk are available in straight line quilting by request.



OUTLINE



HEART LEAF



SQUARES*



BOWS



VERMICELLI



LAZY DIAMOND

CATEGORY TWO QUILTING PATTERNS




DIAGONAL SQUARES*



MOCK FRENCH KNOT



DIAMOND*



ALTERNATE CHANNEL



LACE



HEARTS AND FLOWERS



BELLS



RHAPSODY

CATEGORY TWO QUILTING PATTERNS



CLAM SHELL



CHINESE CLOUD




FOUR WAY CHEVRON



CHEVRON



SWAG



CLOUD



RAILROAD



HAWAIIAN

CATEGORY THREE QUILTING PATTERNS

Category 3 offers the four free-hand patterns shown below. The approximate scale is $\frac{1}{2}'' = 8''$.



VERMICELLI



HEART LEAF



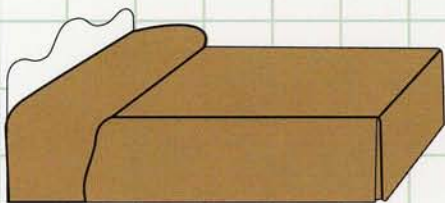
CHINESE CLOUD



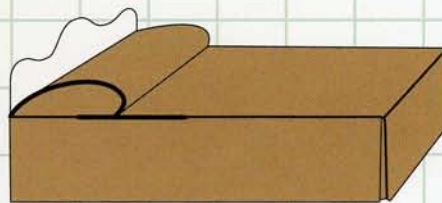
HEARTS AND FLOWERS

STANDARD PILLOW ALLOWANCE

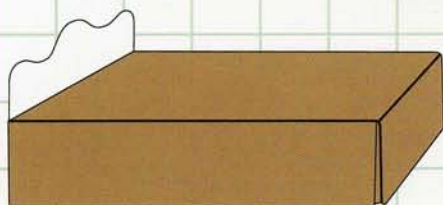
All bedspreads and coverlets have a standard under and over pillow allowance. Please indicate if you prefer no pillow allowance. An optional feature would be a reverse sham.



Standard 21" under and over pillow allowance



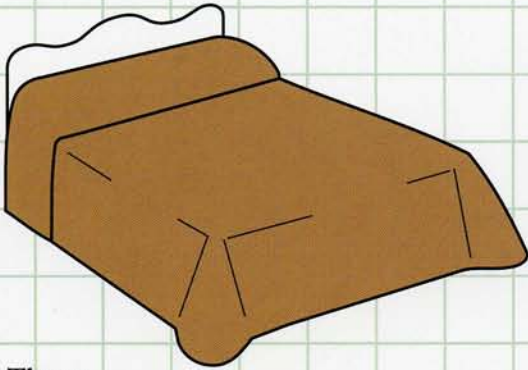
Reverse sham (also called French Flap) finishes approximately 32", attached at the head, can be separate on request.



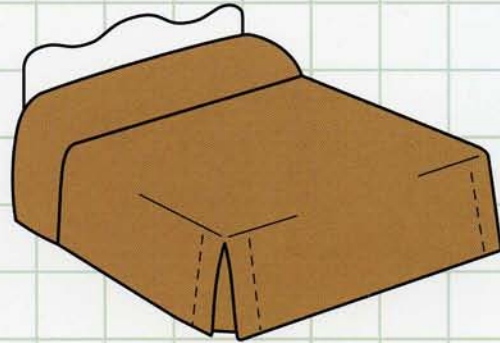
No pillow allowance
(Used with pillow shams or bolsters)

BEDSPREAD AND COVERLET STYLES

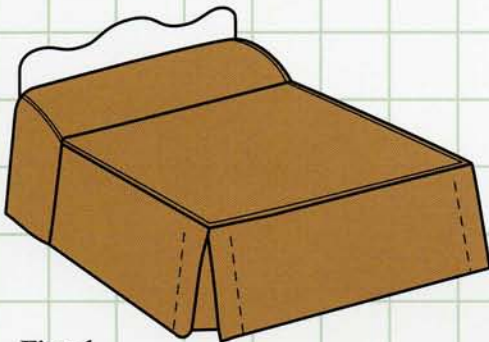
A bedspread is a bed covering with drops completely to the floor. On a coverlet, the drops only go part way down. Each can be tailored in various styles as shown below. Optional edge finishings are shown in Section 9.



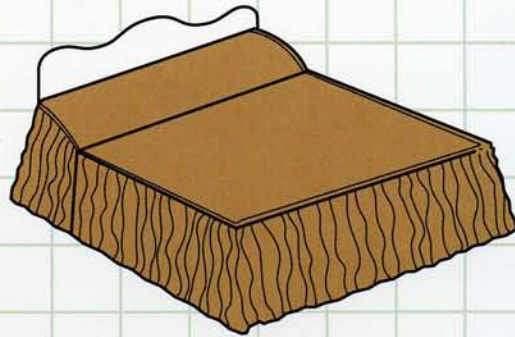
Throw
Radius or "Bell" corner



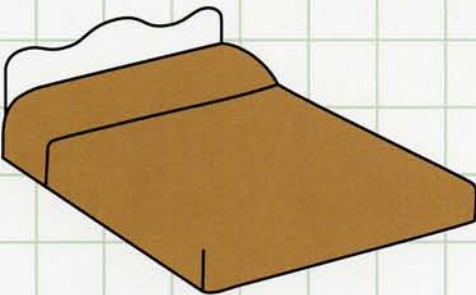
Throw with gusset corners
Foot corners are split.
Gussets are sewn underneath.



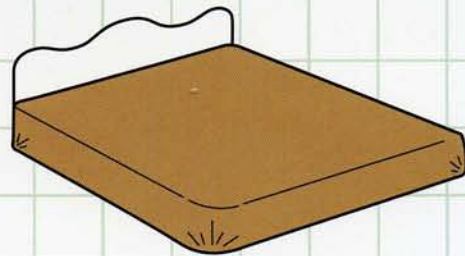
Fitted
Bed top is corded. Gussets are sewn in corners.



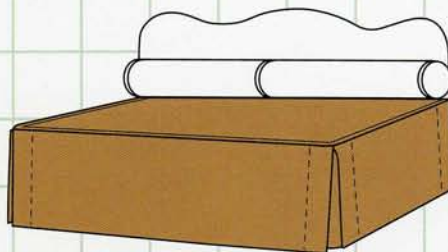
Quilt top with shirred flounce
Bed top is corded. Drops are shirred.



Throw cap
Foot corners are sewn closed.



Bed hugger
4-sided throw cap. Corners are closed.
Elastic is sewn in hem.



Studio cover
4-sided fitted. Bed top is corded.
Gussets are sewn in corners.